

CHAMPION | Crusader



FOREST RIVER
BUS & VAN

forestriverbus.com

Functionality + accessibility.

STYLE, VERSATILITY AND VALUE.

The Crusader offers comfort and flexibility in a narrow-body, light-duty vehicle. Built on the Ford E350 chassis with extra interior space, it's designed for harsh conditions and offers more versatility than a raised-roof van.

PASSENGERS



Up to 16

BUS LENGTH



20' - 22'

BUS CHASSIS



Ford E350

WHEELCHAIR



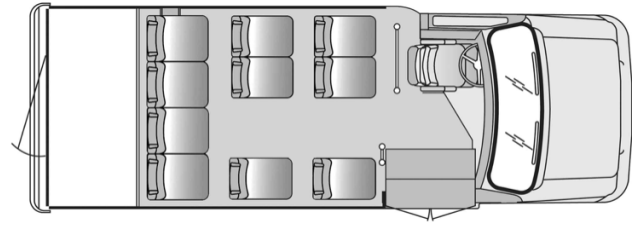
Side Access

moving forward together.

Versatility + capacity options.

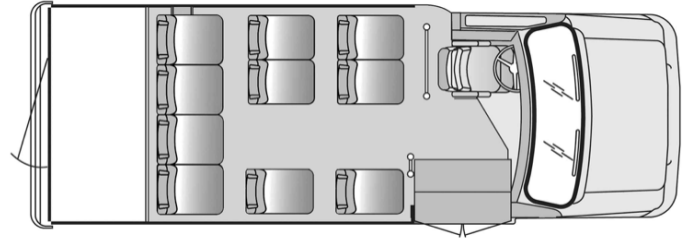
10

10 passenger w/ rear luggage + driver



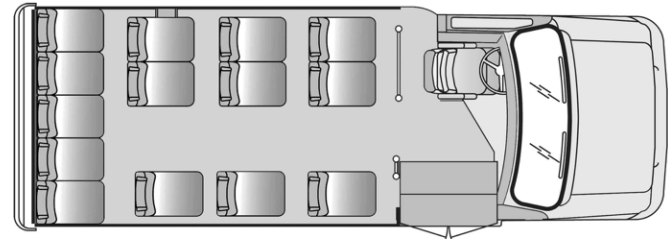
14

14 passenger + driver



08

8 passenger + 2 wheelchair + driver



Specifications.

Length	20'	22'
Wheelbase	138"	138"
Chassis	Ford E350	Ford E350
Engine	7.3L Gas	77.3L Gas
GVWR	11,500 lb.	12,500 lb..
Passenger Capacity*	14	16
Overall Width	84"	84"
Overall Height	112"	113"
Interior Width	84"	84"
Interior Height	112"	113"
Ground to Int. Floor	30.75"	30.75"
Ground to 1st Step	11.5"	11.5"
Step Riser	9.75"	9.75"
Step Tread	9.5"	9.5"
Step Width	35.75"	35.75"
Entry Door Clear Opening w/ One Grab Rail	31"	31"
Entry Door Clear Opening w/ Two Grab Rails	30"	30"

* All passenger capacities are references and subject to final weight analysis

moving forward together.

Features + options.



**USB
CHARGING
PORTS**



**COLE
HERSEE
SWITCH**



**FIRE
SUPPRESSION
SYSTEM**



**BLACKOUT
T-SLIDER
WINDOWS**



**FAREBOX
OPTION**



**WATCH
YOUR
STEP
RISERS**

Standard Exterior Feature Highlights

- Fully welded corrosion-preventative coated aluminized steel cage construction with laminated sidewall structure meeting all applicable FMVSS requirements
- "Starview" drivers visibility window in front of entry door
- Electric actuated passenger entry door with full length glass
- 36" wide x 36" high upper double T-Slider tempered safety glass windows with climate control tint
- Black powder coated steel rear bumper
- Rear mud flaps
- Molded wheel flares
- Pre-painted white galvanized steel sidewalls and skirts
- Fiberglass front and rear caps
- One-piece seamless FRP (fiberglass reinforced plastic) roof
- Breakaway rearview mirrors with built-in convex
- Sealed LED stop, tail, and turn signal lights with reverse lights
- Exterior LED front and rear marker lights

Standard Interior Feature Highlights

- 81" interior width
- 76" interior floor to ceiling height with standard floor
- Floor and wall seat track for flexible seating
- Black slip resistant Gerflor floor covering
- 5/8" marine tech plywood flooring
- Coved flooring to bottom of seat track
- Gray padded vinyl or cloth interior
- White step nosing at passenger door
- 1.25" left hand vertical passenger assist rail at entry door
- LED entry door step well lights
- LED driver and passenger area lighting
- FlexTech Electrical System
- Backup camera system with 7" monitor/rearview mirror combo
- Non-retractable seat belts

Popular Option Highlights

- Stainless steel wheel inserts
- Luggage storage areas (overhead luggage racks with reading lights, interior luggage racks, rear storage area)
- Rear emergency door with window(s)
- Passenger area rear heat and air conditioning
- Passenger grab rails
- Audio and video systems
- Mid back or high back seating
- ADA and FMVSS compliant wheel chair lifts and securement systems
- Fiberglass sidewalls and skirts



Learn more at
[forestriverbus.com/
Champion/Crusader](http://forestriverbus.com/Champion/Crusader)

© 2023 Forest River Bus, LLC. All information contained on this website is believed to be accurate at the time of publication. However, during the model year, it may be necessary to make revisions, and Forest River Bus reserves the right to make changes without notice, including prices, colors, materials, equipment, and specifications, as well as the addition of new models and the discontinuance of models shown on this website. Therefore, please consult with your Forest River Bus dealer and confirm the existence of any material, design, or specifications before your purchase.

moving forward together.