



# FOREST RIVER BUS

**GLAVAL BUS** | Universal



Learn more at  
[forestriverbus.com/  
Glaval-Bus/Universal](https://forestriverbus.com/Glaval-Bus/Universal)

moving forward together.

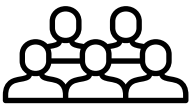
Functionality + accessibility.



## SAFETY AND COMFORT, INSIDE AND OUT.

The all new Universal is the perfect balance of safety, durability and value. The passenger compartment is surrounded by a fully welded aluminized steel structure. Standard 5/8" marine grade plywood flooring, stainless steel exterior screws and a fully undercoated chassis protects the bus from the most extreme conditions. The newly redesigned exterior features laminated straight sidewalls and a new one piece fiberglass front and rear cap, making it as desirable as it is durable. If dependability and safety is your top priority, the new Universal by Glaval is exactly what you are looking for. Built on Ford's E-series chassis, the Universal has proven itself to be the vehicle of choice for the most demanding of customers. Glaval prides itself with quality fit and finish along with the flexibility to meet its customer's ever changing needs.

### PASSENGERS



Up to 25

### BUS LENGTH



20' - 25'

### BUS CHASSIS



Ford E350/  
Ford E450

### WHEELCHAIR



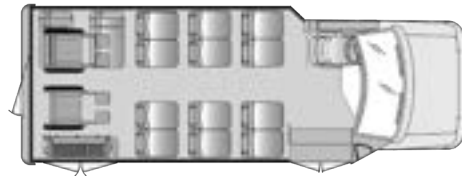
Side Access

moving forward together.

# Versatility + capacity options.

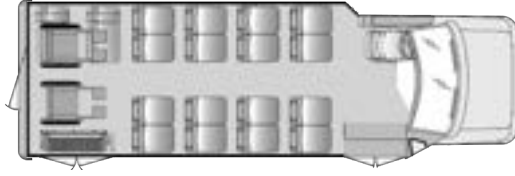
## 12

12 passenger + 2 wheelchair + driver



## 16

16 passenger + 2 wheelchair + driver



## 20

20 passenger w/interior luggage + driver



## 21

21 passenger w/rear luggage + driver



## 25

25 passenger + driver



# Specifications.

Length	20'	22'	24'	25'
Wheelbase	138"	158"	158"	190"
Chassis	Ford E350	Ford E350	Ford E450	Ford E450
Engine	7.3L Gas	7.3L Gas	7.3L Gas	7.3L Gas
GVWR	11,500 lb.	12,500 lb.	14,500 lb.	14,500 lb.
Passenger Capacity*	17	21	21	25
Overall Width	96"	96"	96"	96"
Overall Height	115"	115"	116"	116"
Interior Width	93"	93"	93"	93"
Interior Height	80"	80"	80"	80"
Ground to Int. Floor	30"	30"	30"	30"
Ground to 1st Step	12"	12"	12"	12"
Step Riser	9"	9"	9"	9"
Step Tread	11.5"	11.5"	11.5"	11.5"
Step Width	35.75"	35.75"	35.75"	35.75"
Entry Door Clear Opening w/One Grab Rail	31"	31"	31"	31"
Entry Door Clear Opening w/Two Grab Rails	30"	30"	30"	30"

\*All passenger capacities are references and subject to final weight analysis

moving forward together.



**USB CHARGING PORTS**



**COLE HERSEE SWITCH**



**FIRE SUPPRESSION SYSTEM**



**RED AND WHITE DOT REFLECTIVE CONSPICUITY TAPE**



**FAREBOX OPTION**



**WATCH YOUR STEP RISERS**

### Standard Exterior Feature Highlights

- Fully welded corrosion-preventative coated aluminized steel cage construction with laminated sidewall structure meeting all applicable FMVSS requirements
- "Starview" drivers visibility window in front of entry door
- Electric actuated passenger entry door with full length glass
- 36" wide x 36" high upper double T-Slider tempered safety glass windows with climate control tint
- Black powder coated steel rear bumper
- Rear mud flaps
- Molded wheel flares with no exposed fasteners
- Pre-painted white galvanized steel sidewalls and skirts
- Fiberglass front and rear caps
- One-piece seamless FRP (fiberglass reinforced plastic) roof
- Breakaway rearview mirrors with built-in convex
- Sealed LED stop, tail, and turn signal lights with reverse lights
- Exterior LED front and rear marker lights

### Standard Interior Feature Highlights

- 93" interior width
- 80" interior floor to ceiling height with standard floor (raised floor is 75")
- Floor and wall seat track for flexible seating
- Black slip resistant Gerflor floor covering
- 5/8" marine tech plywood flooring
- Coved flooring to bottom of seat track
- Gray padded vinyl or cloth interior
- White step nosing at passenger door
- 1.25" left hand vertical passenger assist rail at entry door
- LED entry door step well lights
- LED driver and passenger area lighting
- FlexTech Electrical System
- Backup camera system with 7" monitor/rearview mirror combo
- Non-retractable seat belts

### Popular Option Highlights

- Stainless steel wheel inserts
- Luggage storage areas (overhead luggage racks with reading lights, interior luggage racks, rear storage area)
- Rear emergency door with window(s)
- Passenger area rear heat and air conditioning
- Passenger grab rails
- Audio and video systems
- Mid back or high back seating
- ADA and FMVSS compliant wheel chair lifts and securement systems
- Fiberglass side walls and skirts

© 2023 Forest River Bus, LLC. All information contained on this website is believed to be accurate at the time of publication. However, during the model year, it may be necessary to make revisions, and Forest River Bus reserves the right to make changes without notice, including prices, colors, materials, equipment, and specifications, as well as the addition of new models and the discontinuance of models shown on this website. Therefore, please consult with your Forest River Bus dealer and confirm the existence of any material, design, or specifications before your purchase.